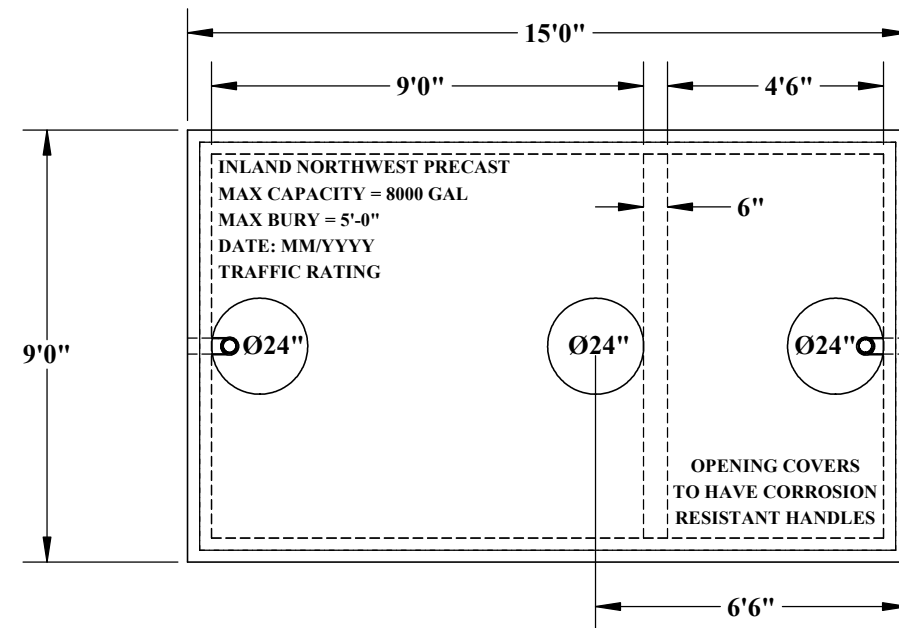




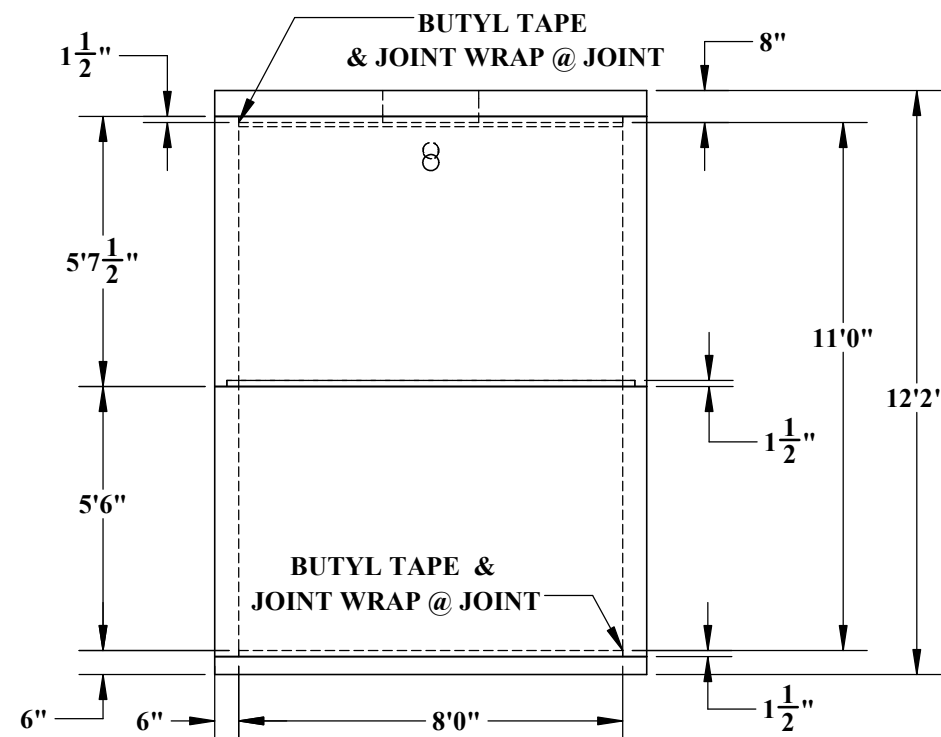
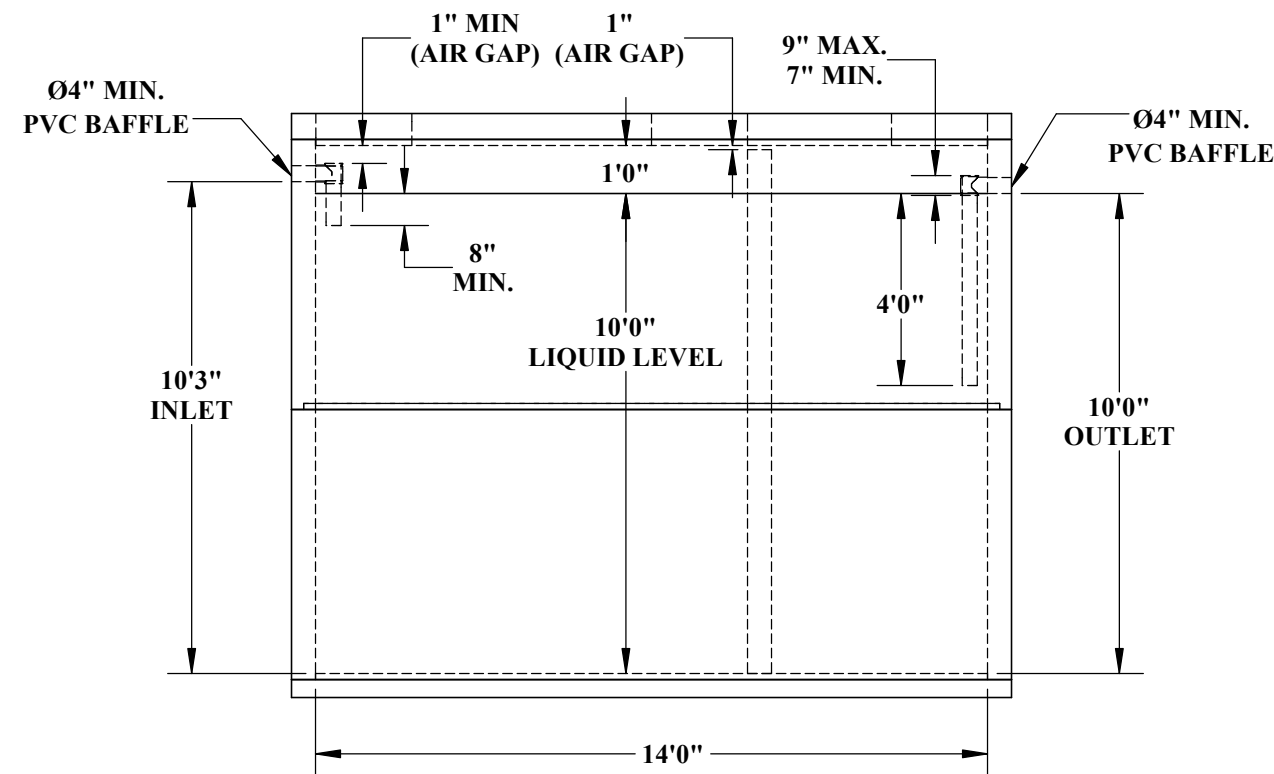
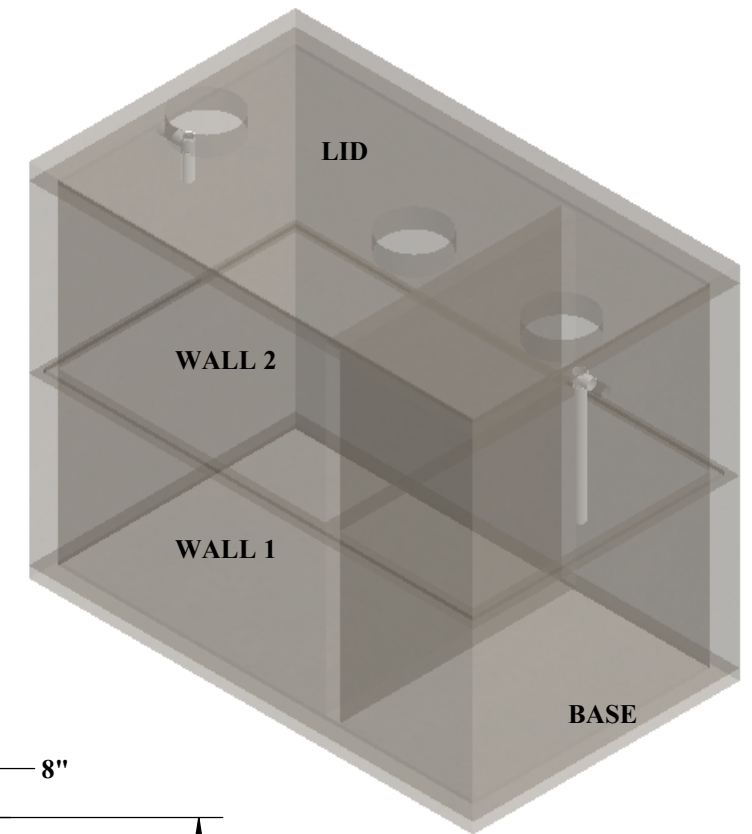
8,000 GALLON DOUBLE COMPARTMENT TANK

*CONCRETE
5,000 PSI MIN.



WEIGHTS:

- ~ LID - 12,125# (2.99 CU/YDS)
- ~ WALL 2 - 22,540# (5.56 CU/YDS)
- ~ WALL 1 - 22,990# (5.68 CU/YDS)
- ~ BASE - 9,695# (2.39 CU/YDS)



5204 NORTH STARR RD
NEWMAN LAKE, WA 99025
(509) 226-5050
www.inwprecast.com



REINFORCEMENT

- | | |
|--------------------------------------------------------------------------------------------------------|------------------------------------------------------------------|
| ~ LID
SHORT - #5 BAR @ 6" O.C.
LONG - #5 BAR @ 12" O.C.
OPENINGS - (4) #5 DIAGONAL BARS, TYP. | ~ WALL 1
SHORT - #4 BAR @ 10" O.C.
LONG - #5 BAR @ 5" O.C. |
| ~ BAFFLE WALL
SHORT - #4 BAR @ 12" O.C.
LONG - #4 BAR @ 7" O.C.
~ BASE - #4 BAR @ 8" O.C.E.W. | ~ WALL 2
SHORT - #4 BAR @ 12" O.C.
LONG - #5 BAR @ 8" O.C. |

INLAND NORTHWEST PRECAST
IDAHO & WASHINGTON
*ENGINEERING AVAILABLE UPON REQUEST