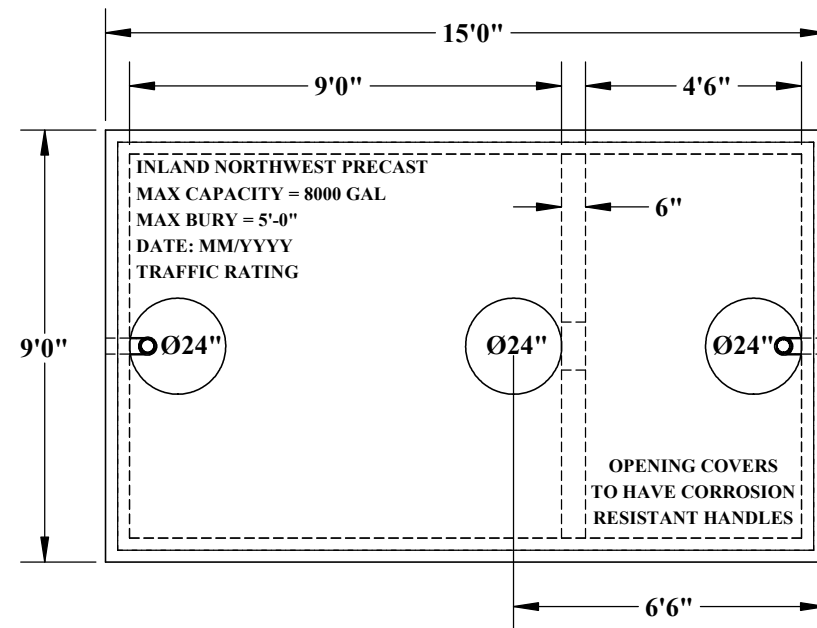




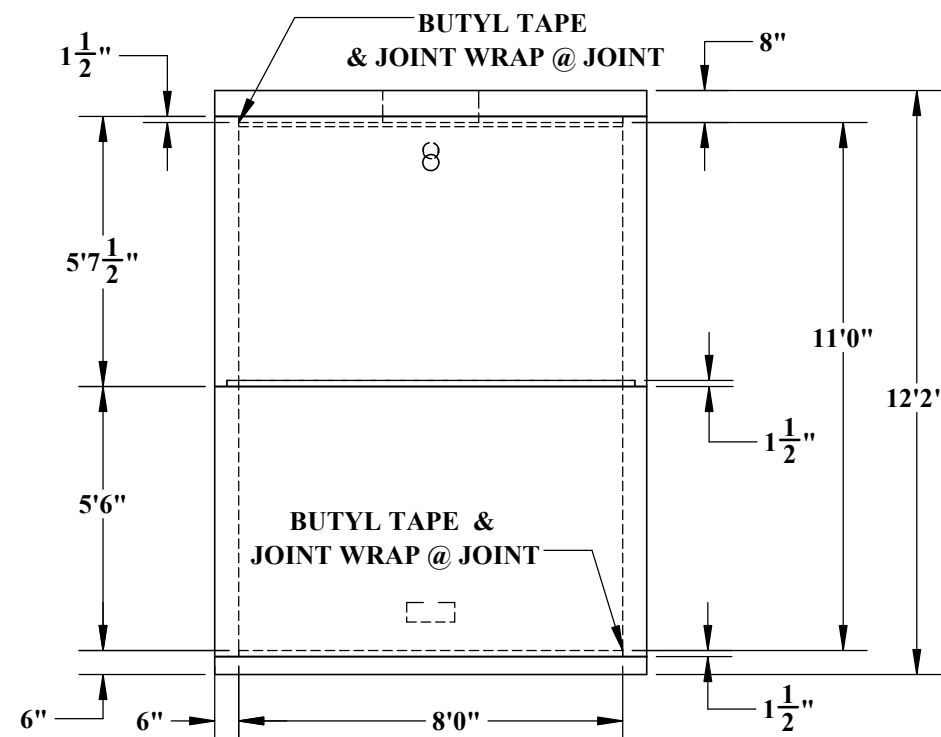
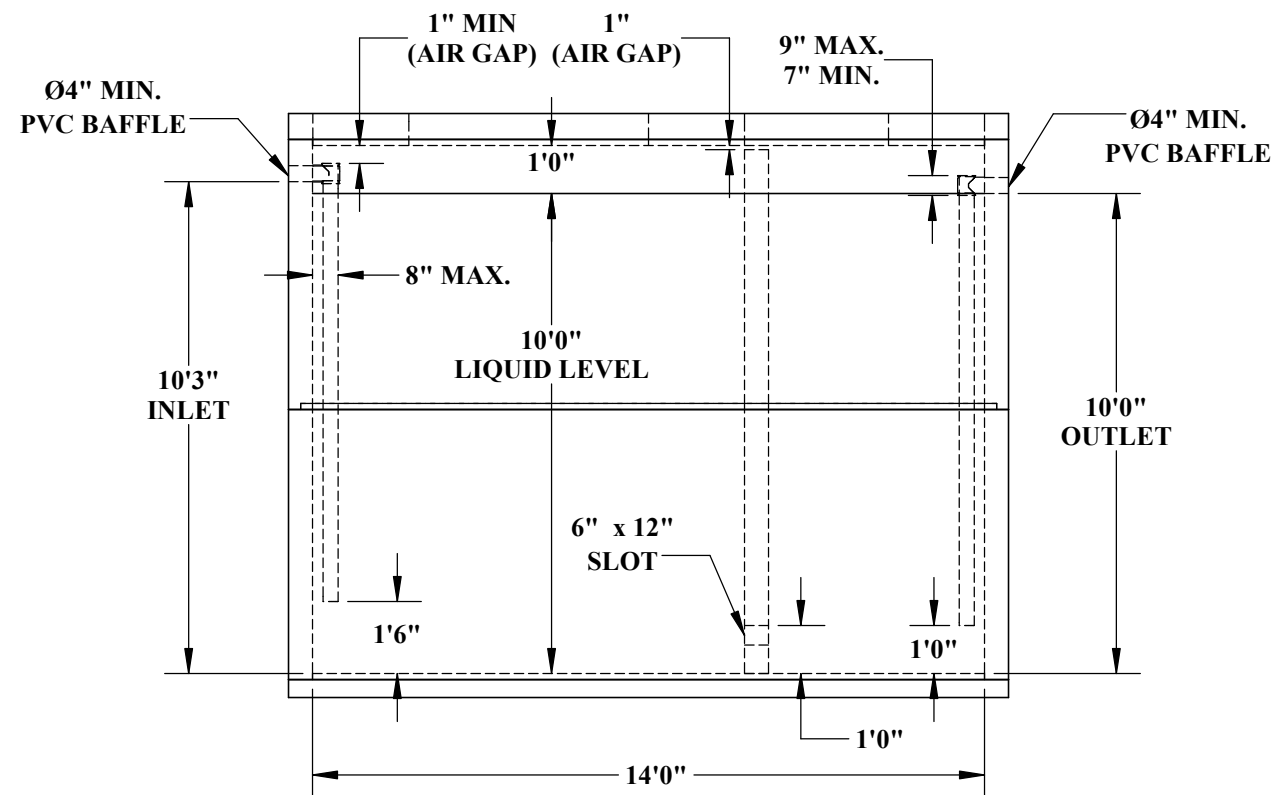
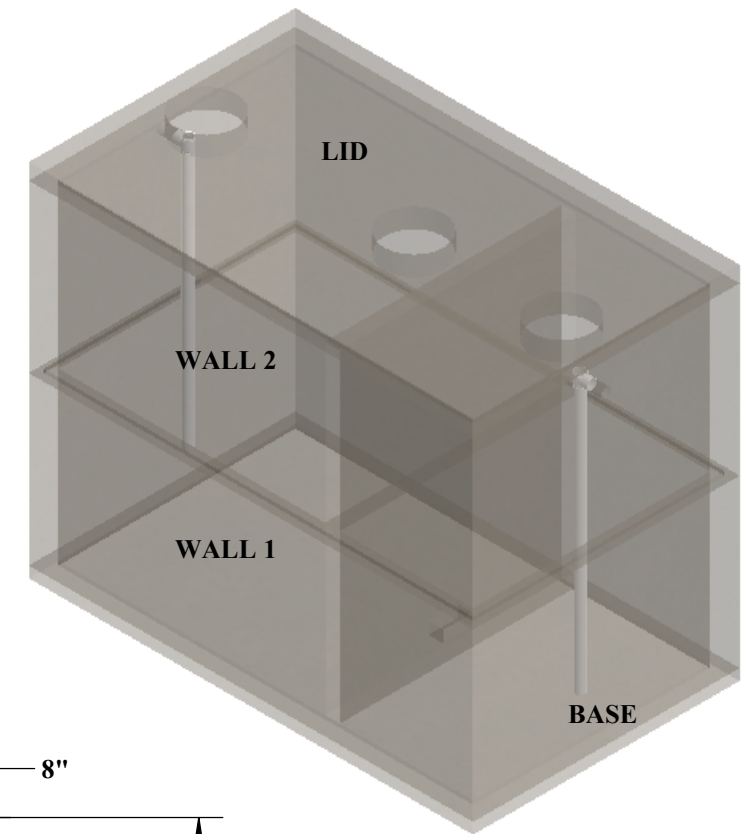
# 8,000 GALLON GREASE INTERCEPTOR

\*CONCRETE  
5,000 PSI MIN.



### WEIGHTS:

- ~ LID - 12,125# (2.99 CU/YDS)
- ~ WALL 2 - 22,540# (5.56 CU/YDS)
- ~ WALL 1 - 22,990# (5.68 CU/YDS)
- ~ BASE - 9,695# (2.39 CU/YDS)



5204 NORTH STARR RD  
NEWMAN LAKE, WA 99025  
(509) 226-5050  
www.inwprecast.com



### REINFORCEMENT

- |  |  |
|--|--|
| ~ LID<br>SHORT - #5 BAR @ 6" O.C.<br>LONG - #5 BAR @ 12" O.C.<br>OPENINGS - (4) #5 DIAGONAL BARS, TYP. | ~ WALL 1<br>SHORT - #4 BAR @ 10" O.C.<br>LONG - #5 BAR @ 5" O.C. |
| ~ BAFFLE WALL<br>SHORT - #4 BAR @ 12" O.C.<br>LONG - #4 BAR @ 7" O.C.                                  | ~ WALL 2<br>SHORT - #4 BAR @ 12" O.C.<br>LONG - #5 BAR @ 8" O.C. |
| ~ BASE - #4 BAR @ 8" O.C.E.W.  |  |

INLAND NORTHWEST PRECAST  
IDAHO & WASHINGTON  
\*ENGINEERING AVAILABLE UPON REQUEST